

Project List

The project list shows all existing JIRA projects and is used to configure these projects for *ictime*. The list classifies projects as "open" or "closed", depending on the respective *ictime* status (JIRA does know a project status).

- [Project List](#)
- [Open](#)
- [Closed](#)

Project List

In the JIRA navigation bar, go to

ictime - Administration- Configure Projects

The following list will be displayed:

Administration

Configure Projects

Global Teams

Activity Types

Rounding Rules

Permissions

General Configuration





Open

Closed

Configure Projects


Projects: All

This list displays all JIRA projects with ictime status "active" or "inactive" or without ictime status.

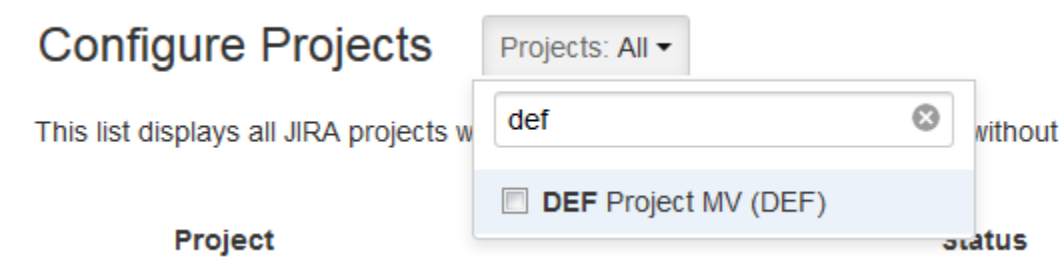
Project	Status	Teams & Price Lists	Currency	Rounding Rule	Activity Types
<div> ABC Project 2 (ABC) Edit</div>	<div>active</div> <div>Edit</div>	Global Team One * (PL 01 * 01.08.2014 - 31.08.2014) My test team (PL 01 01.08.2014 - 31.08.2014) PM (Standard 01.03.2012 - 30.06.2015) Programmer (Standard 01.03.2012 - 30.06.2015)	<div>EUR</div> <div>Edit</div>	<div>Default 5/6 auf 15</div> <div>Edit</div>	<div>Activity I Another One Brainstorming more... Edit</div>
<div> DEF Project MV (DEF) Edit</div>	<div>active</div> <div>Edit</div>	Design (Standard 01.03.2012 - 30.06.2015) PM (Standard 01.03.2012 - 30.06.2015) Programmer (Standard 01.03.2012 - 30.06.2015) Test (Standard 01.03.2012 - 30.06.2015) Test 2 (Standard 01.03.2012 - 30.06.2015) Test Team A (Standard 01.03.2012 - 30.06.2015)	<div>---</div> <div>Edit</div>	<div>Default 5/6 auf 15</div> <div>Edit</div>	<div>Another One Consulting Design & Usability more... Edit</div>
<div> GHJ WS (GHJ) Edit</div>	<div>active</div> <div>Edit</div>	Design (Standard 01.03.2012 - 30.06.2015) Global Team One * (PL 01 * 01.08.2014 - 31.08.2014)	<div>EUR</div> <div>Edit</div>	<div>---</div> <div>Edit</div>	<div>All Edit</div>
<div> HPQ Project 1 (HPQP) Edit</div>	<div>active</div> <div>Edit</div>	Management (PL 01 01.08.2014 - 31.08.2014)	<div>EUR</div> <div>Edit</div>	<div>Default 5/6 auf 15</div> <div>Edit</div>	<div>All Edit</div>

 The *ictime* project list is not filtered according to the project access permissions (JIRA "browse project" permissions) of the current user in JIRA, but shows **all projects**. We assume that the *ictime* permission to use the project configuration interface includes the permission to see all projects in *ictime*, regardless of JIRA configuration.

Column	Description	Remarks
Project	JIRA project name and key. Click on "Edit" to access all configuration options.	
Status	<i>ictime</i> project status. Click on "Edit" to set/edit.	Regarding implications of the <i>ictime</i> project status, please refer to Project Status .

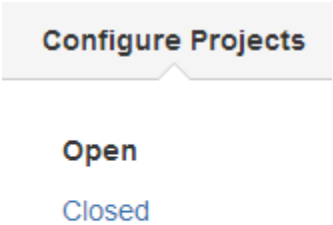
Teams & Price Lists	Shows all teams with active price lists (= price list that are valid at today's date). Teams without valid price list are not shown here. Click on the team name edit to team. Click on the validity information of a price list (date range) to edit the price list.	See Project Teams . Creating price lists or accessing price lists that are no longer (or not yet) valid is only possible via Project Team Price Lists , not directly via the project list. <div> Global Teams assigned to a project are also listed here and marked with a *. However, you won't be able to edit global teams are price lists from global teams in this interface. You can only do this here: Configure Global Teams & Price Lists.</div>
Currency	Project currency. Click on "Edit" to create/edit.	"--" if none has been selected. See Project Currency .
Rounding Rule	Rounding rule selected for this project. Click on "Edit" to set/edit.	"--" if none has been selected. See Project Rounding Rule .
Activity Types	Shows all activity types selected for this project (if > 3, a "more ..." link appears). Click on "Edit" to set/edit.	See Project Activity Types . If no individual configuration exists, "All Activity Types enabled" will be displayed instead of a list of activity types.

By default, all projects are displayed (*ictime* versions prior 4.2 had a following page navigation and did display 25 projects per page). You can use the project search and picker to limit display to one or more projects:



Open

The project list tab "Open" shows all projects in JIRA that have the *ictime* project status "active" or "inactive" - or have no status (yet).



The status "active" reflects the normal behaviour of a project in JIRA, i.e. there are no restrictions. Idea of the status "inactive" is that projects that are inactive still appear in reporting and timesheets, but users can't log work on them any longer. So you can still analyse, charge work logs etc., but no new work logs can be created. For details, see [Project Status](#).

 Projects you did not yet configure in *ictime* will have no *ictime* project status. They are considered as "active". It is not mandatory to set a project status in *ictime*.

Closed

The tab "Closed" shows all projects in JIRA that have the *ictime* project status "closed". The idea of having a status "closed" is not to bother you with completed projects in

- the *ictime* project configuration list itself
- reporting
- timesheets

and to have a simple option to prohibit that work is logged for a project that has already been completed. For details, see [Project Status](#).