

Special Use Cases

On this page we will collect use cases, best practices and ideas how to solve special requirements/demands using ictime.

- [Work Log with "No charge"](#)
 - [Description of use case](#)
 - [Idea - create a field which:](#)
 - [Solution](#)
 - [Testing](#)
 - [Reporting](#)

Work Log with "No charge"

Description of use case

Force user to make a decision about charging the work log mandatory to the user.

Idea - create a field which:

- * has to be populated
- * is a drop down field, probably with customer configurable values
- * is used - in case a specific value is set - to indicate the the corresponding work log should not be charged

Solution

Create a work log attribute (WLA) Drop Down field as follows

The screenshot shows the 'Administration' interface with the 'Work Log Attributes (WLA)' configuration page. A modal window titled 'Create WLA' is open, displaying the following fields and options:

- Name (Internal): chargeDecision
- Label (Screen): Charge decision
- Mapping ID: (empty)
- Order: 0
- Field Type: DROPDOWN
- Data Source: USER_DEFINED
- Key-Value-Pairs: key_charge=charge; key_nocharge=do not charge; key_dont_know=decide later
- WLA Type: PROJECT
- Depend on Activity Type: ☐
- Active: ☒
- Mandatory: ☒
- Global (All): ☐

The 'Submit' and 'Cancel' buttons are located at the bottom right of the modal.

For testing, you should not check the global option.
Assign the WLA to an existing test project and check, if the WLA-Field works like you expect.


Testing

This will result in the following screen:

Log Work

User:

Issue:

Date: 

Time: ☒ From ☐ To ☐ 0h 41m

☐ Time spent (e.g. 3w 4d 12h)

Corrected Time Spent

Remaining Estimate ☒ Automatically

☐ Leave blank

☐ Set to (e.g. 3w 4d 12h)

☐ Reduce by (e.g. 3w 4d 12h)


No charge ☐ Info





Activity

Charge decision

Field is mandatory.

Description

Style ▾ B I U A ▾ % A ▾ 

   + ▾ 

test td01 - at 40 se

test td01 - at 40 se Reinhard Lönigski - 0h

Reporting

Optimizing reporting / charging workflog:

Use reporting to find all worklogs with charge decision:

a) go to reporting

b) select WLA/ CF Charge descision

c) select the value you want (if you leave it blank, you get all values).

You need to select the WLA to get it displayed in the result list. If you do not check any option, the WLA-Filter will not be applied, but the field will be displayed.

Reporting



Projects: Components: Fix Versions: Teams: 1/Dec/17 4/Jan/18

Users: Activity Types: Issue Status: Approval: Accounting: WLA/CF: Organizations

ChargeDescription :All

▼ Work Log Details

Columns ▼ Add Fields to Export ▼ Export Print

Date	Project	Issue	Rem. Est.	Org. Est.	Components	Activity	Description	Fix Version	ChargeDescription	Begin	End	Time Spent	Value	Charge	Approved
04.01.18	TSD01  	TSD01-1 Create a customer	0h	-		Design & Usability	test td01 - at 40 se		decide later	10:20 AM	11:01 AM	0h 41m	34.17	